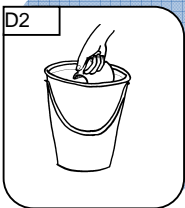

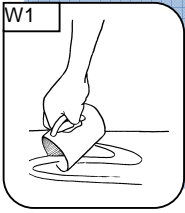


**TRANSMISSION****11. DIARRHOEA THROUGH WATER****ACTIVITY 11: Blocking the Route TIME: 2 Hours**

1. Ask the group to think of how we drink water that could enable the transmission of faeces to our mouths.
2. Hand out the Transmission pictures (left), and ask each person to come to the front and explain their card.
3. Now hand out the cards (right) that show ways to 'block the route' of the transmission of diarrhoea by FLUIDS.
4. Discuss if these recommendations are practical and get the group to pledge to change their ways of drinking water.

**TRANSMISSION PRACTICES**

1. Unprotected water source
2. Contaminated water source
3. Water contaminated during transport
4. Use of a dirty container
5. Uncovered / badly covered water
6. Dangerous / poisonous container
7. Pollution while taking water
8. Use of shared cups

**RECOMMENDED PRACTICES**

1. Use a protected water source, and ensure it is regularly tested
2. Keep water source clean
3. Transport water safely without contamination
4. Use a clean container to store drinking water
5. Always cover water completely
6. Use safe (uncontaminated) containers
7. Take without touching water
8. Individual cups/container

**HOMEWORK: Safe storage and taking of drinking water**

**RECOMMENDED**